



lumini Solucoes em Iluminacao LTDA  
www.lumini.com.br  
Email: laboratorio@lumini.com.br  
Tel: +55 11 3437-5555 Fax: +55 11 3437-5555  
Address: Rua Ferreira Viana, 716 - Socorro - São Paulo/SP

---

## lumini

---

LumCAT:

Luminaire: minima a ww e

LampCAT: modulo led dual color 4W 24K irc 90

Ballast type: led driver 700mA

Report No:

Voltage(V): 125.0000

Test No:

Current(A): 0.0490

Number of Lamps: 1

Power (W): 6.1495

Lamp flux(lm): 310.0

PF: 0.0000

Length(mm): 6

Width(mm): 12

Phm Type: C

Height(mm): 0

---

## Photometric Results

---

Lumens(lm): 215.68, Efficiency(%): 69.57% , Luminous Efficacy(lm/W): 35.07

Central intensity(cd): 224.910, Maximum intensity(cd): 274.043

Angle of maximum intensity: C=225.0  $\gamma$ =14.0

Beam angle of C225 plane : 47.22

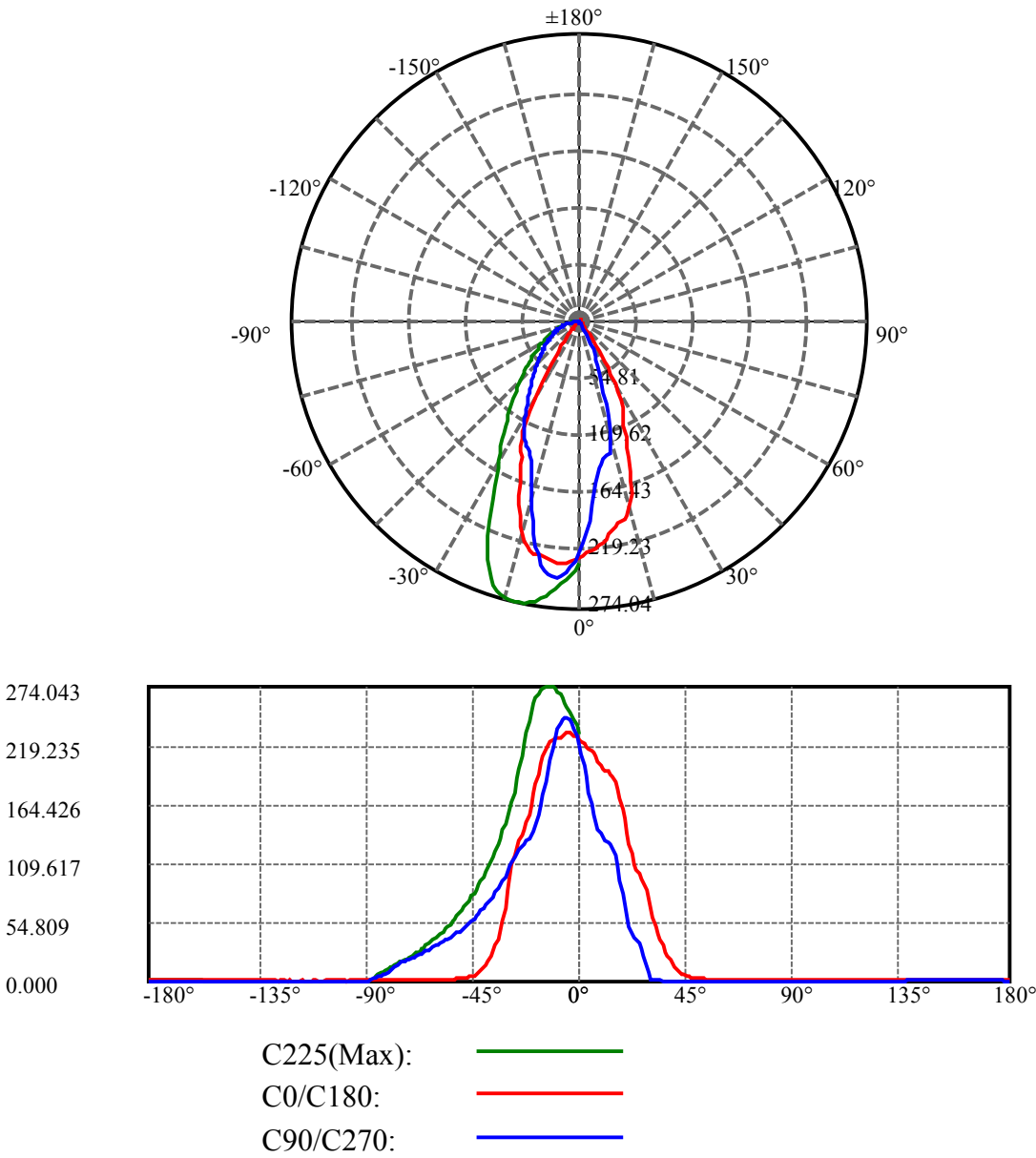
Average BeamAngle(IEC 61341): 49.51

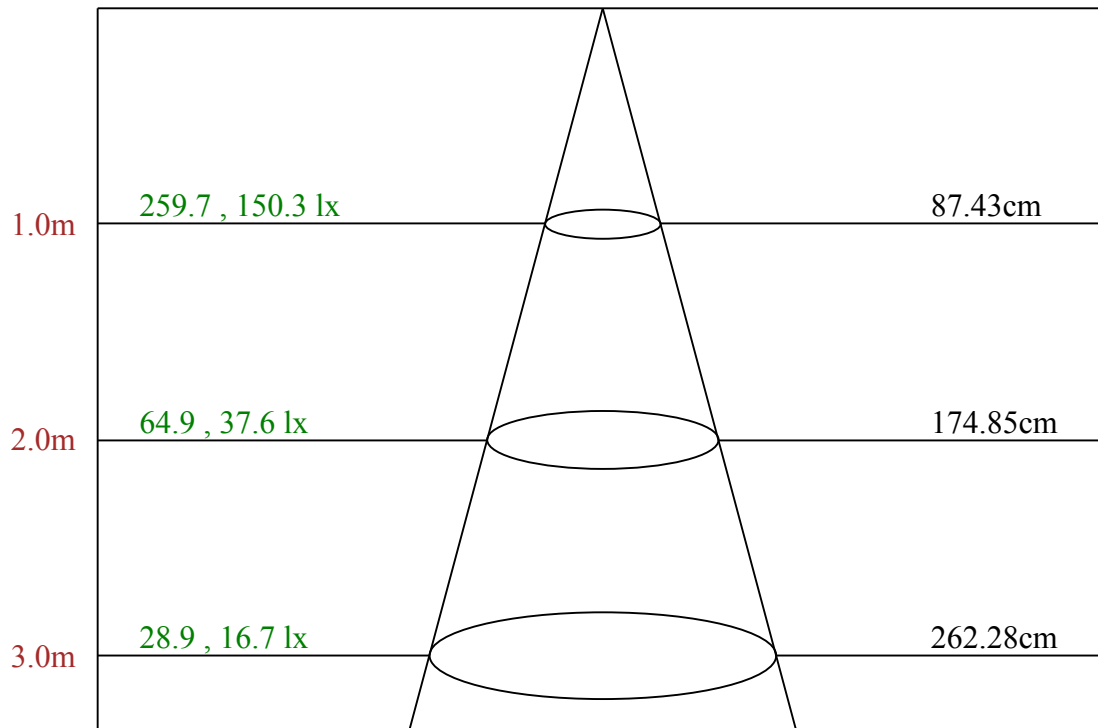
---

Equipment: equipamento lumini  
Temperature(°C): 25.0

Date: 03/12/2024  
Humidity(%): 74.0%

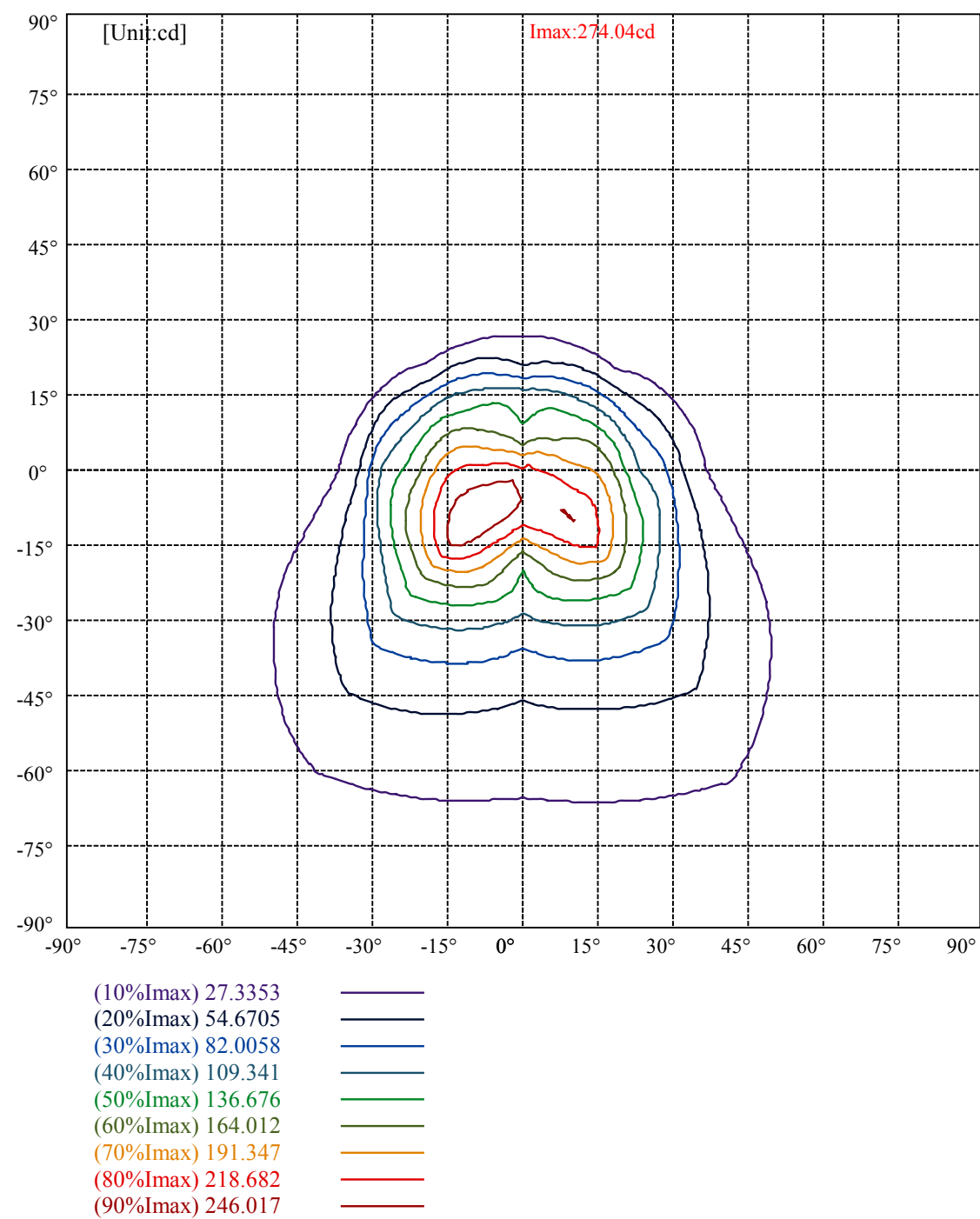
Operator: 01  
Distance(m): 6.90





Max , Ave

Beam angle of C225 plane 47.22



# lumini

## Luminance Limiting Curve(no luminous side)

Appendix Page: 5 Total:6

Luminance Table

$\gamma$	45	50	55	60	65	70	75	80	85
C0	62323	40401	32242	27543	27000	29911	33446	43052	85777
C45	8903	8570	8918	10230	10241	12655	16723	24925	49660
C90	5565	4897	6860	6296	9310	11504	12162	18127	45146

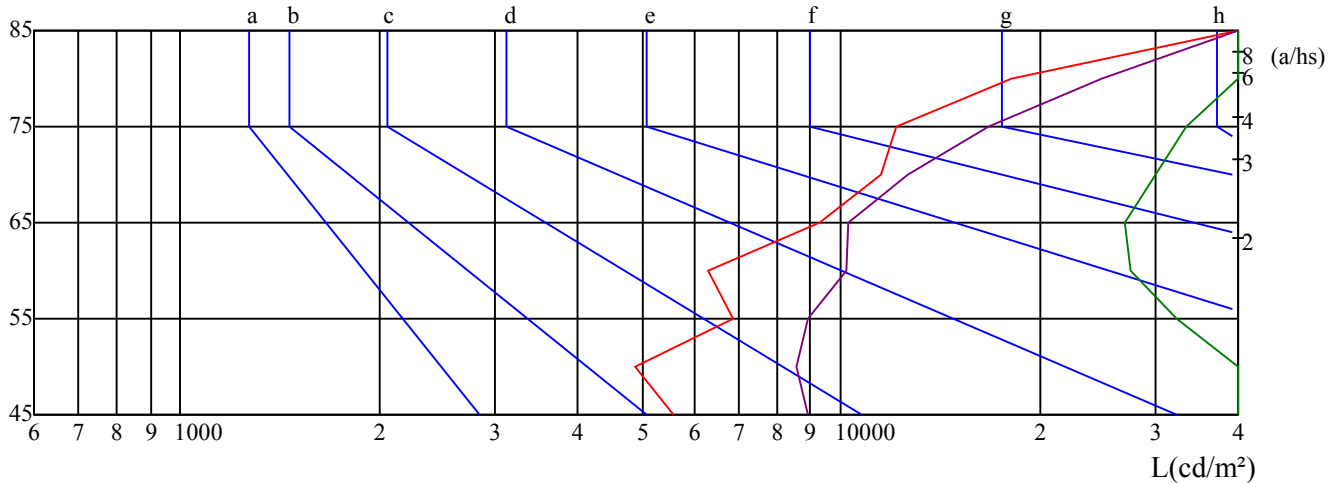
L(Hor)(65)	L(Ver)(65)	L45(65)	L(Hor)(75)	L(Ver)(75)	L45(75)	L(Hor)(85)	L(Ver)(85)	L45(85)
27465	266275	315853	36486	279727	310512	90291	185098	288933

Glare Table

Glare	Quality	Service Values Illuminance(lx)							
1.15	A	2000	1000	500	$\leq 300$				
1.5	B		2000	1000	500	$\leq 300$			
1.85	C			2000	1000	500	$\leq 300$		
2.2	D				2000	1000	500	$\leq 300$	
2.55	E					2000	1000	500	$\leq 300$
		a	b	c	d	e	f	g	h

Luminance Limiting Curve

$\gamma(^{\circ})$



C0 ———

C45 ———

C90 ———

Equipment: equipamento lumini  
Temperature( $^{\circ}\text{C}$ ): 25.0

Date: 03/12/2024  
Humidity(%): 74.0%

Operator: 01  
Distance(m): 6.90

Illumination assessment according UGR											
Rf of Ceiling	70	70	50	50	30	70	70	50	50	30	
Rf of Wall	50	30	50	30	30	50	30	50	30	30	
Rf of Floor	20	20	20	20	20	20	20	20	20	20	
Room dimensions		Viewed crosswise					Viewed endwise				
X	Y										
2H	2H	18.83	20.10	19.23	20.45	20.82	6.08	7.34	6.48	7.70	8.06
	3H	19.18	20.32	19.60	20.70	21.09	8.67	9.81	9.09	10.19	10.58
	4H	19.50	20.56	19.93	20.95	21.37	10.22	11.28	10.65	11.67	12.09
	6H	20.08	21.06	20.53	21.47	21.92	12.10	13.08	12.55	13.49	13.94
	8H	20.47	21.41	20.92	21.83	22.28	13.15	14.09	13.60	14.51	14.96
	12H	21.05	21.94	21.50	22.37	22.83	14.51	15.41	14.97	15.84	16.30
4H	2H	18.62	19.68	19.06	20.08	20.49	7.53	8.59	7.96	8.98	9.40
	3H	19.08	19.98	19.53	20.40	20.86	10.20	11.09	10.65	11.52	11.98
	4H	19.59	20.38	20.06	20.84	21.32	11.90	12.69	12.37	13.14	13.63
	6H	20.40	21.10	20.90	21.59	22.08	13.86	14.55	14.35	15.04	15.53
	8H	21.00	21.65	21.51	22.14	22.65	15.00	15.65	15.51	16.14	16.66
	12H	21.87	22.47	22.38	22.95	23.51	16.47	17.07	16.99	17.56	18.11
8H	4H	19.58	20.24	20.09	20.72	21.24	12.95	13.61	13.46	14.09	14.61
	6H	20.59	21.13	21.12	21.64	22.19	15.08	15.62	15.61	16.13	16.68
	8H	21.42	21.88	21.97	22.43	22.97	16.46	16.92	17.01	17.47	18.01
	12H	22.59	22.97	23.15	23.51	24.07	18.12	18.50	18.68	19.05	19.61
12H	4H	19.58	20.19	20.10	20.67	21.22	13.34	13.94	13.86	14.42	14.98
	6H	20.68	21.15	21.24	21.70	22.23	15.59	16.06	16.15	16.61	17.14
	8H	21.55	21.94	22.12	22.48	23.04	17.06	17.44	17.62	17.99	18.55
Variation with the observer position at spacings:											
S = 1.0H		0.3/-1.2					5.0/-3.2				
S = 1.5H		0.4/-1.2					6.6/-3.0				
S = 2.0H		0.2/-1.4					7.6/-2.7				
Standard tables:		BKBF					BK3				
Uncorrected UGR		-1.5					3.4				

依据CIE Publ. 117 计算 UGR, S/H = 0.25